

EM Model Wheel Balancer Accessories/Parts

AUTOMOTIVE/LIGHT TRUCK EM430/8540/8570

40mm SHAFT

Basic Automotive Accessories/Parts Group Standard w/EM Balancers

38mm

40mm

Includes the following:

A) Conical Spring(For QL:900260738)	No. 261072	No. 5-101468
B) Rubber Guard for Alloy Wheels	No. 480595	No. 480595
C) Wheel Attaching Cap	No. 228902	No. 228902
D) Spacer Cap	No. 225662	No. 225662
E) Small Cone 1.6"-2.7"	No. 360901	No. 4-104790A
F) Medium Cone 2.6"-3.4"	No. 360967	No. 4-104791
G) Large Cone 3.3"-4"	No. 900360968	No. 4-104792
H) Quick-Release Speed Nut	No. 245053C	No. 5-101561
I) Wheel Weight Hammer	No. 203841	No. 203841
J) Calibration Weight/3.5 oz.	No. 430573	No. 430573
K) Tire Caliper	No. 453144	No. 223420
L) Extra-Large Cone 3.7"-5.4"*	No. 900326446	No. 4-105206
M) Rubber Guard for Alloy Wheels*	No. 480596	No. 480596
N) Wheel Attaching Cap*	No. 221169C	No. 221169C

*Not standard w/EM430

Optional Model EM Accessories/Parts Group for Light Commercial Truck w/Center Hole 4,7"-6,7"

No. 802263081 No. 8-21100141

Includes the following:

A) Spacer	No. 363080	No. 4-107426
B) Cone for Ford F350/450 Truck	No. 363079	No. 4-107423 + 4-107424

Optional Alloy Wheel Precision Centering Bushing Set

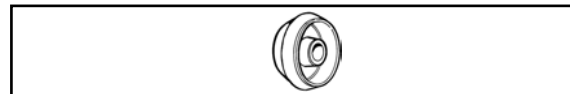
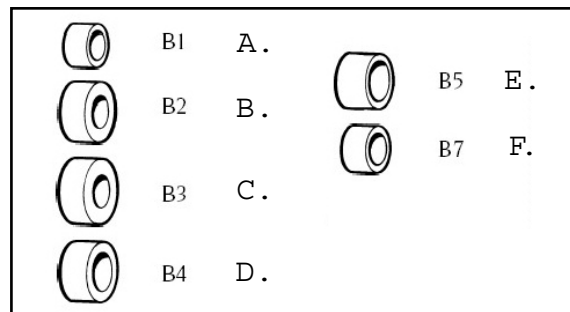
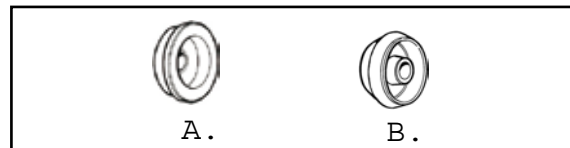
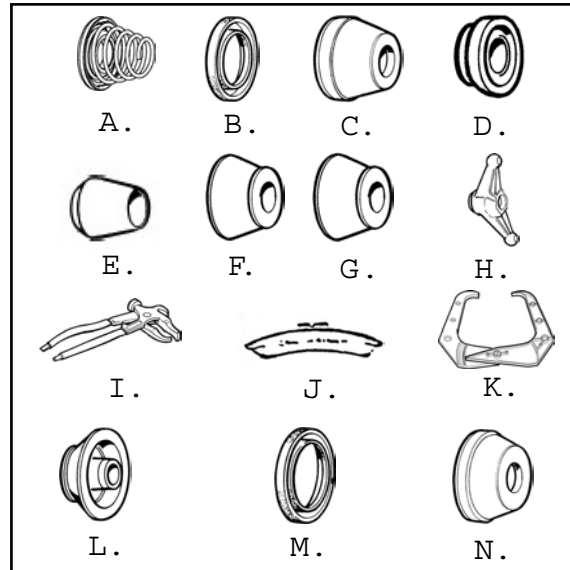
No. 802243301 No. 8-21100082

Includes the following:

A) Bushing 2,22"-2,24" (B1)	No. 900343298	No. 4-105075
B) Bushing 2,55"-2,63" (B2)	No. 900343299	No. 4-105076
C) Bushing 2,81"-2,85" (B3)	No. 900343300	No. 4-105077
D) Bushing 2,50"-2,52" (B4)	No. 900344663	No. 4-105078
E) Bushing 2,28"-2,36" (B5)	No. 900344664	No. 4-105079
F) Bushing 2,12"-2,20" (B7)	No. 900349605	No. 4-105080

Optional Toyota Tacoma/4 Runner Cone

No. 900900816A No. 900900817A



EM Model Optional Wheel Balancer Accessories/Spare Parts

38mm

40mm

Combi Adapter Set

No. 802233514 No. 8-21100091

Includes the following:

A) Wheel Adapter min. 3,5" max 8,2"	No. 900445742	No. 9004105173
B) Conical Wheel Nuts (5)	No. 900321878	No. 321878
C) Open-End Wrench (0,67")	No. 2-00906	No. 2-00906
D) Caliper	No. 441286	No. 441286
E) Conical Wheel Nut Wrench (0,86")	No. 426517	No. 426517
F) Optional Wheel Nuts for Alloy Wheels Not Included w/Combi Adapter	No. 900322076	No. 802322076

Motorcycle Wheel Adapter

No. 8-21100058 No. 8-21100103

Includes the following:

A) Adapter	No. 900235993	No. 5-101657
B) Measurement Extension	No. 238326A	No. 238326A
C) Open-End Wrench (0,6")	No. 443032	No. 443032
D) Special Screws (M8x22)	No. 340687	No. 340687
E) Allen Wrench (0,23")	No. 2-00906	No. 2-00906

Optional Pin Plate System

No. 900200380A (38mm)

No. 900200400A (40mm)



Recommended for proper wheel mounting

- For all passenger balancers (confirm shaft size before ordering).
- Complete and easy-to-use system with mobile cart
- Covers vehicles up to 3/4 ton
- Laminated O.E. quick reference guide included

EM Model Optional Wheel Balancer Accessories/Spare Parts

Motorcycle 10mm Arbor

Assembly

No. 802235997

Includes the following:

- A) Arbor (0,39") No. 335999A
- B) Centering Cone (0,39"-0,9") No. 335998
- C) Bushing (0,8"x1,6") No. 323076
- D) Spacer (2) (1"x0,6") No. 323072
- E) Arbor Nut (0,39") No. 344318A

Motorcycle 14mm Arbor

Assembly

No. 802235989

Includes the following:

- A) Arbor (0,55") No. 335969
- B) Arbor Nut No. 344317
- C) Arbor Nut w/2,7" Extension No. 344335
- D) Centering Cone 0,55"-1" (2) No. 335970
- E) Bushing 0,6"x1,5" No. 316151
- F) Spacer (2) 1"x0,6" No. 316164
- G) Centering Cone BMW 0,55"-1,2" (2) No. 335972
- H) Bushing BMW (0,6") (2) No. 319231
- I) Bushing 1"x1,6" No. 316153
- J) Bushing 0,8"x1,6" No. 316152

Motorcycle 18mm Arbor

Assembly

No. 802241240

Includes the following:

- A) Arbor (0,7") No. 341294
- B) Centering Cone 0,7"-1,2" (2) No. 341292
- C) Bushing 0,8"x1,6" No. 323059
- D) Spacer 1"x0,6" (2) No. 323058
- E) Arbor Nut (0,7") No. 344319
- F) Center Cone 1,1"-1,5" No. 363089
- G) Collet w/Cone Ext. 0,9"-1,5" No. 362808

14mm Arbor 15" Long for Suzuki No. 90090044A

18mm Arbor 15" Long for Suzuki No. 900900042A

ET Heavy-Duty Truck Balancer Accessories/Parts

ET66 46 mm Shaft

Standard Accessories/Parts Group

Includes the following:

- A) Spacer Flange No. 345160
- B) Medium Cone 6,2"-8" No. 900345161
- C) Large Cone 8,6"-11 No. 900345162
- D) Wing Nut No. 802239121
- E) Tire Caliper No. 239556
- F) Calibration Weight (3.5 oz.) No. 430573
- G) Calibration Weight (10 oz.) No. 439516
- H) Wheel Weight Pliers No. 203841
- I) Attaching Bolt (Requires 2) No. 2-00320
- J) Calibration Cone 1,8"-2,5" No. 339670B

Optional

A) Large Cone Spacer Ford 350/450 No. 802245527

B) Large Cone Spacer Ford 350/450 No. 900345161

Lug Adapter Set for Bus/Truck w/Center Hole from 160-280 mm No. 802239637

Includes the following:

- A) Stepped Adapter 160 76/200 mm No. 339635A
- B) Stepped Adapter 220-280 mm No. 339636B
- C) Centering Studs (5) 18-35 mm No. 339668
- D) Centering Studs (5) 28-47 mm No. 341818
- E) Adapter Hub w/Flange No. 900239655
- F) Lug Hole Caliper No. 245514

Automotive Basic Set w/Center Hole from 47-115 mm No. 802247782

Includes the following:

- A) Reduction Flange No. 900339673
- B) Small Cone 47-64 mm No. 339670B
- C) Medium Cone 60-115 mm No. 900339671

Accessory Group for 4X4 and SUV w/Center Hole from 110-165 mm No. 802247716

Includes the following:

- A) Spacer No. 900341843
- B) Double-Faced Cone 110 mm-165 mm No. 339672B

